

FAQ's for Students for NSP 2023-24

National Fellowship and Scholarship for Higher Education of ST Students (earlier known as Top Class Scholarship Scheme)

REGISTRATION PROCESS:

Question 1: What are the precautions that I as an applicant need to take while filling in the application:

Answer 1:

1. Care must be taken to ensure that only correct information is given
2. Spelling and numerical mistakes need to be avoided at all cost
3. For Renewal students : E-KYC is must from 2023-24. While doing E-KYC after login into application for the year 2023-24, Please note Name, Gender and Date of Birth should match in application as mentioned in Aadhar. If there is mismatch in the name, gender data of birth in Aadhar and the details entered in application form, then student is required to correct his/her details in the Aadhar. National Scholarship Portal won't allow any student to make changes in the application form .
4. Students who are above the age of 18 years on date of registration of application, Aadhar No is mandatory. If you have applied for Aadhaar, Please fill EID no in your application initially at the time of filling the application and later when you get your Aadhaar , please update the Aadhaar No in your application form. You will not receive the scholarship in absence of Aadhaar.
5. Keep all documents ready before filling the application
6. Ensure that the certificates to be uploaded are up to date and in the prescribed formats.
7. Fill in the applications well before the last date of submission. Since a large number of applicants would be using the portal, you may encounter issues of slow network and reaction time of the Portal, which may delay your submission.
8. Cross-verify all the information provided by you with the relevant documents before final submission of the application.
9. Download and save a digital copy of the application for easy retrieval and future reference. If necessary, keep a printout of the application.
10. Do note your application ID and password to gain access to the Portal in future.

11. If you are above 18, it is advised that you obtain your Aadhar Number and create a Aadhar based digi-locker, to enable you to store all your documents in one digital space. This will help you in future. Neither this Ministry nor NSP will have access to your digi-locker.
12. After submission of the application, it is advised that you regularly track the status of your application, so as to ensure that it has been verified and submitted without defects.
13. Any defects in the application will be brought to your notice. You are advised to immediately rectify the same and follow instructions in this regard.
14. You are also intimated that the names of the candidates selected for award of the scholarships is published on this Ministry's website. You are advised to regularly visit the website for information regarding the selections.
15. Now NSP will push payment the payment in the account which is latest Aadhar seeded.

Question 2: Who are eligible to apply for National Fellowship and Scholarship for Higher Education of ST Students Scheme (earlier known as Top Class Scholarship Scheme)?

Answer 2:

- i. ST students studying in 265 notified Institutions, with annual parental income not exceeding Rs. 6 lakhs are eligible for the scholarship under the scheme.

You Can get the list of 265 Institutes on below Link

Click:<https://tribal.nic.in/downloads/guidelines/Top-Class/Revised265-InstituteListTopClassScholarship2023-24onwards.pdf>

The total family income of the student to be eligible for this scholarship from all sources should not exceed Rs.6.0 lakh per annum. The family income shall be computed in the following manner: -

- In case where both father and mother are working, the combined income of both of them from all sources shall be taken into account in computing total family income.
- In case any other member of the family, other than father and mother is an earning member, his or her income shall not be included in computing total family income.
- In case only one parent is alive, the income of that parent shall be taken into account for considering total parental income. If other sibling or family member is an earning member, their income shall not be included in computing total family income.
- In the case of an orphan, supported by a guardian, income criteria shall not apply.

Note 1: Definition of Income - Income means gross income including income from all sources e.g., Salary, Interest Income, Income from House property, Income from Business, Agricultural income, and Income from any other Sources etc. It is clarified that Income for the purpose of scholarship is not the taxable Income as defined in Income Tax Act. The deductions and exemption available in the Income Tax Act u/s 10, Section 80 or any other section will not be available in computing gross Income under the scheme.

Note 2: Income certificate is required to be taken once only i.e. at the time of admission to courses which are continuing for more than one year. Income certificate should be for the financial year immediately preceding the selection year. For example, for the selection year 2023-24, income certificate for the financial year 2022-23(Assessment year 2023-24) is admissible. In case of salaried employees Form-16 is accepted. In case of income from other sources, income certificate issued by the designated authority of the respective State/UT is accepted.

Question 3: How can I apply online for scholarship?

Answer 3: In order to apply online, please visit the website through URL www.scholarships.gov.in

Question 4: How to fill the application form or submit the application ?

Answer 4: Please find enclosed the file for step by step procedure to fill the application form

- i) Click on www.scholarships.gov.in
- ii) Click on Applicant corner from the home page of National Scholarship Portal.

National Informatics Centre
(Academic Year 2023-24)

Please check the Announcement corner regularly for latest updates and information.
For any technical queries, please contact Helpdesk at [helpdesk\[at\]nsp\[dot\]gov\[dot\]in](mailto:helpdesk[at]nsp[dot]gov[dot]in) or [0110 - 6619540](tel:0110-6619540)
(from 8 AM to 8 PM on all days, excluding holidays)

Application form

MOMA, ASPP, WAB, MOSI, DEPD, MOLE, DOHE, UGC, MOTA

About Us
• About NSP
• Themes on NSP
• Operational manual on functionalities of NSP
• Initial and Operating Procedures

Applicant's Corner
• Login
• **New Registration**
• Application Submission for AY 2023-24
• Fresh Application
• Renewal Application
• Previous Years Application Status
• NCMA AY 22-23 Fresh
• NCMA AY 21-22 Renewal

Institute's Corner
• Login
• Institute Login
• Institute Information

Officer's Corner
• Login
• District Login
• State / Board login
• Ministry login
• Officer's Information
• Scheme-wise Nodal Officers List
• Scheme-wise Grievance Redressal Officer

Public Corner
• Dashboard
• Search for Institutes on NSP
• List of Applicants processed for scholarships
• Search Scheme Wise Nodal Officer
• Schemes' Nodal Officers at District Level
• PRMS, Helpdesk
• Contact Us

Academic Year 2023-24
Guidelines for Registration on National Scholarship Portal

General Instruction/ Guidelines

1. Candidates must read the instruction carefully before registration.
2. Candidates are advised to fill all the requisite details carefully and check properly before submission. As no correction/ editing is allowed after submission.
3. Any wrong/ false information may lead to rejection.
4. Candidates are advised to fill their correct and active mobile number and e-mail address in the online application. All Correspondence/ communication will be made through mobile/ e-mail only.
5. Candidates are also advised to refer to National Scholarship Portal for regular updates.
6. Aadhaar will be mandatory for registration on NSP
 - ▶ **Major applicants** - If Aadhaar not assigned, candidate will be required to enroll for Aadhaar and register using Aadhaar Enrolment Identification (EID)
 - ▶ **Minor applicants** - If Aadhaar assigned, candidate is advised to enroll using Aadhaar. Where Aadhaar/EID of the minor applicant is not assigned, Aadhaar of parent/legal guardian will be mandatorily required.
7. For applications with EID, Scholarship to be disbursed only on furnishing of Aadhaar.
8. Aadhaar based eKYC will be performed to verify credential of candidates.
9. All scholarship payments will be made using Aadhaar Payment Bridge (APB) only.
10. Candidates requested to ensure that demographic details in Aadhaar shall be same as in school/ institute records. If any difference found, same should be corrected in Aadhaar.
11. Registration made through parents' Aadhaar will be valid only till student is minor, once candidate turns to major it will be his/her responsibility to update Aadhaar on NSP.
12. Candidates are advised to ensure that his/her mobile number is linked to Aadhaar for receiving OTP from UIDAI. To check the mobile linking status please visit <https://myaadhaar.uidai.gov.in/verify-email-mobile>.
13. Candidates are advised to ensure that bank account must be seeded with Aadhaar. To check the seeding status kindly visit <https://resident.uidai.gov.in/bank-mapper>.
14. Candidates are advised to activate and update their DigiLocker account for automated verification.

Other Instructions/Guidelines

1. **State of Domicile:** Domicile state means the state in which students have their permanent address. Students are required to provide their domicile state correctly as their applications may be sent for verification to the Authorities belonging to their State of Domicile.
2. **Scholarship Category:** A Scholarship scheme may either be a Pre-matric scheme for Post-matric scheme. Any scholarship scheme available to student upto class X is called Pre-matric scheme whereas remaining schemes fall under the category of Post-matric schemes.

Undertaking By Applicant or Parent/Legal Guardian (In Case of Minor)

I agree to the following: मैं निम्नलिखित के लिए सहमत हूँ

- I have read and understood the guidelines for registration.
मैंने पंजीकरण के लिए दिशानिर्देशों को पढ़ा और समझा है:
- I am aware that if more than one application is found to be filled (fresh or renewal), all applications are liable to be rejected.
मैं जागरूक हूँ कि यदि एक से अधिक आवेदन भरे हुए (ताज़ा या नवीनीकरण) पाए जाते हैं, तो मेरे सभी आवेदन अस्वीकार कर दिए जाने योग्य हैं।

Continue...


- i) Read out the Guidelines for Registration on National Scholarship Portal.
- ii) Click on Undertaking by Applicant or Parent / Legal Guardian (in case of Minor) and then click on continue button.



National Scholarship Portal - Student Registration for AY 2023-24

I have Aadhaar Aadhaar not assigned (I have EID) I don't have Aadhaar/EID

Mobile No. * [Get OTP](#)

Enter OTP * Enter Captcha Code * Captcha Code **7NOT6S**  [Verify](#)

iii) Click on one of below radio button option:

- a) If you have Aadhar – Click on I have Aadhar
- b) If you don't have Aadhar but EID - Click on Aadhaar not assigned (I have EID)
- c) If you don't have Aadhar and EID - Click on I don't have Aadhar / EID



National Scholarship Portal - Student Registration for AY 2023-24

I have Aadhaar Aadhaar not assigned (I have EID) I don't have Aadhaar/EID

I agree with the consent (given below) for providing aadhaar.

Aadhaar No. *

.....

00.5 Seconds

Enter OTP *

474099

Enter Captcha Code *

BB8RUY

Captcha Code

BB8RUY

Consent for providing Aadhaar

Major Applicant(Age greater than equal to 18)

1. I have voluntarily submitted my Aadhaar number and I am aware that it will be used to establish my identity before disbursement of scholarship.
2. I am aware that my Aadhaar will be used for de-duplication of scholarship applications received on National Scholarship Portal and State Scholarship Portals.
3. I am aware that my aadhaar number will be used to establish my identity by matching my personal identification details available in Aadhaar records of UIDAI.

Minor Applicant(Age less than 18)

1. I have voluntarily submitted my child's/my ward's Aadhaar number, and I am aware that it will be used to establish my child's/my ward's identity before disbursement of scholarship.
2. I am aware that my child's/ward's Aadhaar number will be used to establish his/her identity by matching his/her by matching his/her personal identification details available in Aadhaar records of UIDAI.
3. I am aware that my child's/ward's Aadhaar will be used for de-duplication of scholarship applications received on National Scholarship Portal and State Scholarship Portals.
4. I am aware that the Aadhaar number of my child (if found correct) will also be used for making scholarship payments in the bank account seeded to the Aadhaar number of the child.

- iv) If you have Aadhar, click on I have Aadhar radio button and give your Mobile No which is active, Aadhar linked. After that you will get OTP on your Mobile. Enter OTP and enter captcha Code and click on verify button.
- After that you will give your Aadhar No and you will get OTP. Enter OTP and captcha code and click on verify button.
 - Please carefully read out the Consent for providing Aadhar as mentioned in the screenshot.

I have Aadhaar Aadhaar not assigned (I have EID) I don't have Aadhaar/EID

CIDR Data(Details as per Aadhaar)

Applicant Name

V. Kumar

Aadhaar No.

XXXXXXXX



Gender

Male

Date Of Birth

03-05-199

Address

Palam Village, 110045, South West Delhi, Delhi, India

Enter the following details

Scholarship Type *

Scholarship Scheme

Scholarship Category *

Post Matric/Top Class/MCM

State of Domicile *

DELHI

Father Name *

Konhaiya Patil

Mother Name *

MUNNI DEVI

Email Id

v.2@gmail.com

Enter Captcha Code *

JB4GS1

Captcha Code

JB4GS1



NPCI Mapper Status

XXXX Bank

Greetings! Your Bank Account is seeded with Aadhaar (On NPCI Mapper).

Register

- i) By giving the Aadhar, NSP Portal automatically fetch your basic details from your Aadhar like your Name, Gender, Date of Birth, Address, State of Domicile, Father Name, Mother Name.
- ii) Please enter Scholarship category and your id
- iii) Enter captcha code and click on Register button



National Scholarship Portal - Student Registration for AY 2023-24



You have successfully registered

and your Registration Number is:

DL202324000010480

The password has been sent to your mobile no.

[Click here to login and fill your application Form](#)

- i) You will get your Registration Number (Application ID). Password will be sent on your registered Mobile no.

From home page of National Scholarship Portal do your Fresh registration form by using your application id and password.

Under Applicant corner > Application submission for AY 2023-24 > Fresh application


Please check the Announcement corner regularly for latest updates and information.
 For any technical queries, please contact Helpdesk at [helpdesk\[at\]nsp\[dot\]gov\[dot\]in](mailto:helpdesk[at]nsp[dot]gov[dot]in) or **0120 - 6619540**
 (from 8 AM to 8 PM on all days, excluding holidays)




About Us	Applicant Corner	Institute Corner	Officer's Corner	Public Corner
About NSP Features on NSP Operational manual on functionalities of NSP Standard Operating Procedures	Login New Registration Application Submission for AY 2023-24 <ul style="list-style-type: none"> Fresh Application Renewal Application Previous Years Application Status MOA AY 22-23 Fresh MOA AY 22-23 Renewal	Login Institute Login Institute Information	Login District Login State / Board login Ministry login Officer's Information Scheme-wise Nodal Officers List Scheme-wise Grievance Redressal Officer	Dashboard Search for Institutes on NSP List of Applicants processed for scholarships Search Scheme Wise Nodal Officer Schemes' Nodal Officers at District Level PRMS, Helpdesk Contact Us

i) You can change your password:

Tue Oct 03 10:43:05 IST 2023 For Academic Year 2023-24 | Home | A- A+ | Hindi


 National Scholarship Portal
 Ministry Of Electronics & Information Technology,
 Government of India


 Digital India
 A Digital India Initiative

HOME

Change Password

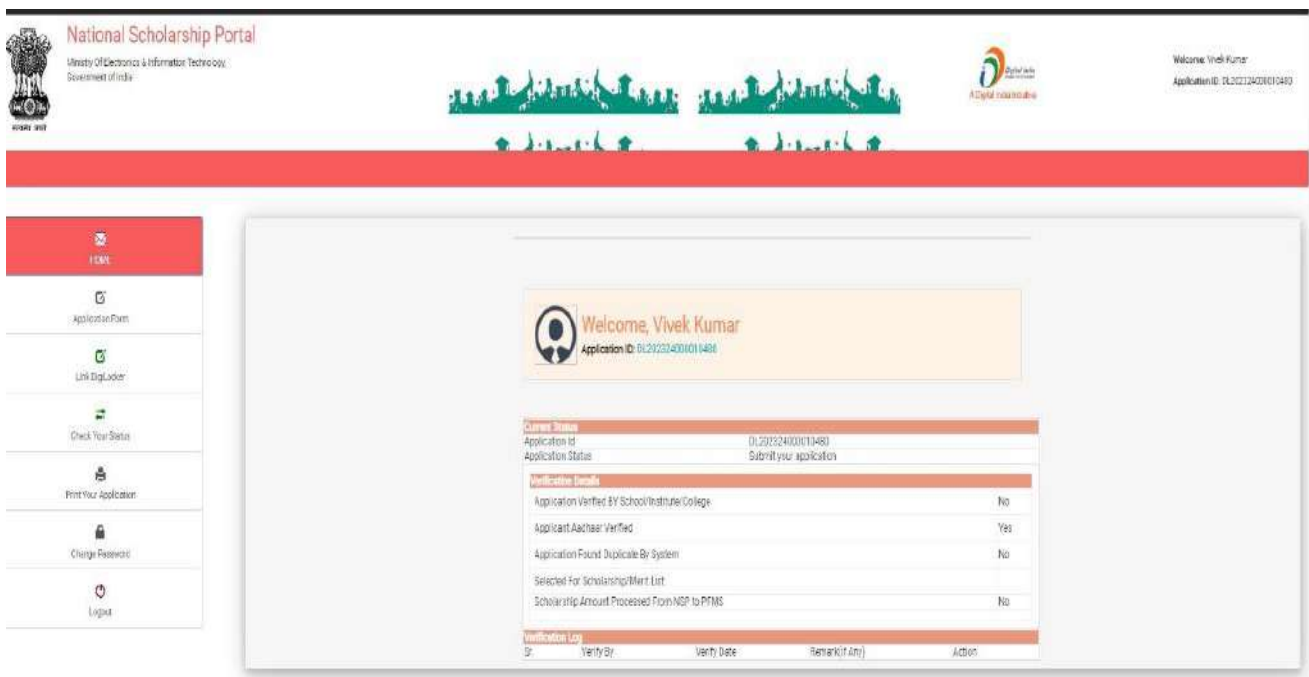
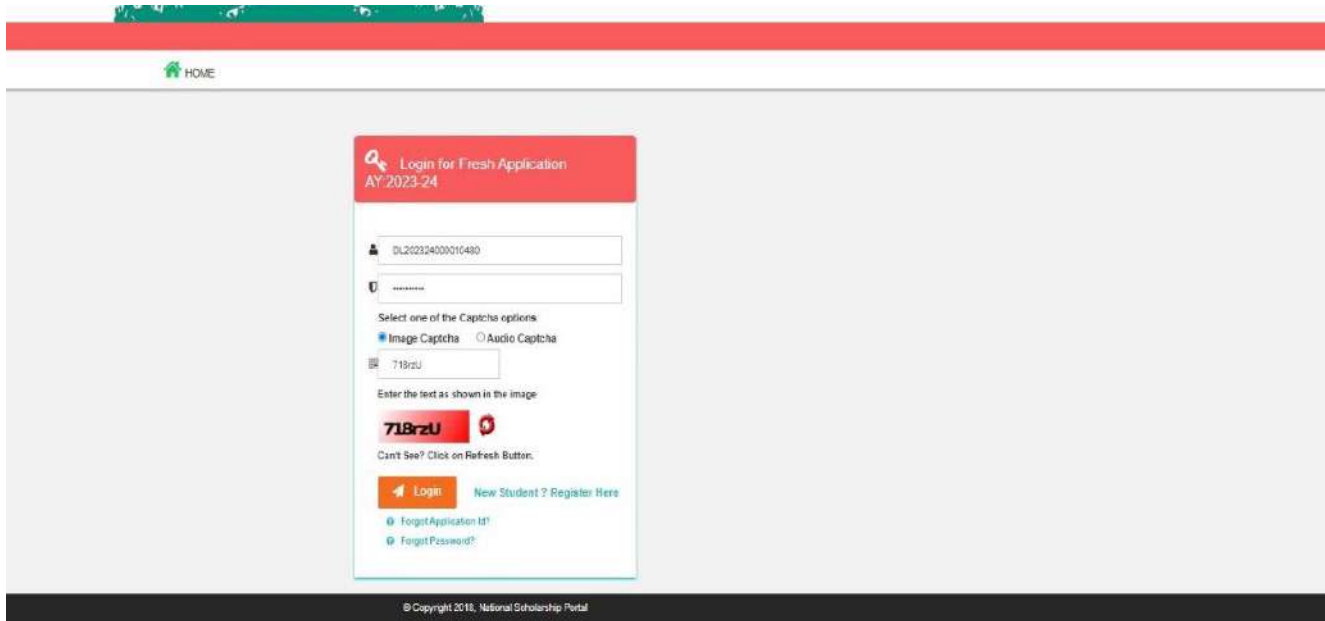
New Password

Confirm new Password

Your password must satisfy the following :-

- (1) Should be min 10 character long.
- (2) At least one alphabetic [a - z, A - Z]
- (3) At least one numeric value [0 - 9]
- (4) At least one special characters [@, #, _]

ii) Login again by using your application id and fill the application form.



iii) Fill all the mandatory details in the application form very carefully :

General Information

State of Domicile/अधिवासित राज्य * Scholarship Category/छात्रवृत्ति श्रेणी *

Name of Student/अभ्यर्थी का नाम * Date of Birth/जन्म तिथि * Gender/लिंग * Single Girl Child * Religion *

Community/Category * Father Name * Mother Name * Annual Family Income *

Aadhaar Number Mobile Number/मोबाइल नंबर * Email Id/ईमेल आईडी Day Scholar/Hosteler *

Academic Details

Admission/Enrollment/Registration No Admission Year Roll No. Section

Present Class/Course * Present Class/Course Year *

If required course is not available in the list provided, please ask institute to add it in its profile.

Mode of Study * Present Class Start Date * Previous Board/University name *

Previous Course * Previous Passing Year * Previous Class(%) * University I, II Rank Holder *

10th Roll No. * Confirm 10th Roll No. * Board Name * Year of Passing * 10th Marks(%) *

12th Roll No. Confirm 12th Roll No. Board Name Year of Passing 12th Marks(%)

Competitive Exam Qualified Exam Conducted By Competitive Exam Roll No Competitive Exam Year

The above information i.e. Competitive Exam Qualified, Exam Conducted By, Competitive Exam Roll No, Competitive Exam Year are mandatory only for scheme(NMMS) offered by Department of School Education.

Other Details

Is Orphan * Guardian Name * Is Disabled * Disability Identification Type UDID

Type of Disability * % of Disability * Marital Status * Parents Profession *

Any of the Parents not alive *

**From Academic Year 2020-21, Fees of the students will be entered directly by the Institute/छात्र द्वारा देय शुल्क, संस्थान द्वारा आवेदन सत्यापन के समय भरा जाएगा

- iv) Based on the data filled by you in application form, schemes will be displayed for apply. Carefully select the scheme in which you need to apply
- v) Upload all the mandatory documents or you can fetch your documents from Digilocker

Contact Details

State * Home District *

Please select your locality: * Rural/ग्रामीण * Urban/शहरी *

House No./Street No.etc * Pin Code *

Scheme Details

SNO Select the Scheme to Apply

1 NATIONAL FELLOWSHIP AND SCHOLARSHIP FOR HIGHER EDUCATION OF ST STUDENTS - SCHOLARSHIP (FORMALLY TOP CLASS EDUCATION FOR SCHEDULE TRIBE STUDENTS)

Upload Documents

(Scholarship Amount less than Rs.50000/-, No Need to Upload any Document, Submit Copy of the Documents in School / College / Institute.)

SNO.	Documents Type	View Document	Action	Doc Format
1	ST Certificate	Not Uploaded	<input type="button" value="Upload"/>	
2	PVTG Certificate if applicable	Not Uploaded	<input type="button" value="Upload"/>	
3	BPL/IRDP Certificate	Not Uploaded	<input type="button" value="Upload"/>	
4	Fee Receipts	Not Uploaded	<input type="button" value="Upload"/>	
5	Computer purchase receipts if applicable	Not Uploaded	<input type="button" value="Upload"/>	
6	Books and Stationary receipts	Not Uploaded	<input type="button" value="Upload"/>	
7	Scanned Copy of the passbook clearly showing the account number and name of student	Not Uploaded	<input type="button" value="Upload"/>	
8	Disability Certificate issued by the competent authority designated by the District Medical Officer/Civil Surgeon of Govt Hospital	Not Uploaded	<input type="button" value="Upload"/>	
9	Student PhotoGraph	Not Uploaded	<input type="button" value="Upload"/>	
10	Income Certificate	Not Uploaded	<input type="button" value="Upload"/>	
11	Scanned Copy of marksheet of last academic qualification	Not Uploaded	<input type="button" value="Upload"/>	
12	Bonafide student of Institution	Not Uploaded	<input type="button" value="Upload"/>	Download

- vi) Click on Final Submit button.
- vii) Save the Application Details for future reference.

NATIONAL SCHOLARSHIP PORTAL 2.0			
REGISTRATION DETAILS			
APPLICATION ID	DL2022400010480	REGISTRATION DATE	03/10/2022
APPLIED FOR SCHEME	NATIONAL FELLOWSHIP AND SCHOLARSHIP FOR HIGHER EDUCATION OF ST STUDENTS - SCHOLARSHIP (FORMALLY TOP CLASS EDUCATION FOR SO-SCHEDULE TRIBE STUDENTS)		
STATE OF DOMICILE	DELHI	SCHOLARSHIP CATEGORY	POST MATRIC/TOP CLASS/COM
NAME OF STUDENT	[REDACTED]	DATE OF BIRTH (DDMMYYYY)	03/05/2002
GENDER	MALE	RELIGION	HINDU
COMMUNITY CATEGORY	ST	FATHER'S NAME	[REDACTED]
MOTHER'S NAME	[REDACTED]	ANNUAL FAMILY INCOME	800000
AADHAR NUMBER	XXXXXXX0183	MOBILE NUMBER	[REDACTED]
EMAIL ID	[REDACTED]	DAY SCHOLAR/HOSTELER	HOSTELER
ACADEMIC DETAILS			
PRESENT INSTITUTE	INDIAN INSTITUTE OF TECHNOLOGY, DELHI (D_U4/100) (U-0100) ACADEMICS, NEW DELHI-110016SOUTH, DELHI		
PRESENT CLASS/COURSE	BACHELOR OF ENGINEERING(COMPUTER SCIENCE & ENGINEERING) - 4 YEARS	CLASS START DATE	15/08/2022
ROLL NO	16948666	SECTION	
PRESENT YEAR	1	MODE OF STUDY	REGULAR/FULL TIME
PREVIOUS BOARD/UNIVERSITY NAME	DELHI BOARD OF SENIOR SECONDARY EDUCATION		
PREVIOUS CLASS/COURSE NAME	DEGREE/GRADUATE/UNDER GRADUATE/INTEGRATED	PREVIOUS PASSING YEAR	2022
PREVIOUS CLASS(S)	77.8	10TH CLASS ROLL NO	122458
10TH CLASS PASSING YEAR	2020	10TH CLASS BOARD NAME	UTTAR PRADESH BOARD OF MADRASAH EDUCATION(LUCKNOW)
12TH CLASS ROLL NO	16182015	12TH CLASS PASSING YEAR	2022
12TH CLASS BOARD NAME	DELHI BOARD OF SENIOR SECONDARY EDUCATION		
COMPETITIVE EXAM QUALIFIED		EXAM CONDUCTED BY	DELHI
COMPETITIVE EXAM ROLL NO	01230123	COMPETITIVE EXAM YEAR	2022
BIOMETRIC DETAILS			
IS ORPHAN	NO	IS DISABLED	NO
TYPE OF DISABILITY	-	PERCENTAGE OF DISABILITY	-
MARITAL STATUS	UN MARRIED	PARENTS PROFESSION	OTHERS
IFSC CODE		BANK ACCOUNT NUMBER	
CONTACT DETAILS			
STATE	DELHI	HOME DISTRICT	SOUTH WEST
BLOCK			
ADDRESS	[REDACTED] PALAM NEW/DELHI - 110045	PIN CODE	110045
SIGNATURE OF CANDIDATE		SIGNATURE OF HEAD OF SCHOOL/INSTITUTE/COLLEGE WITH STAMP	
<small> ** ACCOUNT DETAILS MUST BE ENTERED CORRECT. NO MODIFICATION WILL BE ALLOWED AFTER THE FINAL SUBMISSION OF APPLICATION. *** STUDENTS ARE ADVISED TO SUBMIT ONLY ONE APPLICATION FORM. IF NSP FINDS MORE THAN ONE APPLICATION (IN FRESH OR RENEWAL CATEGORY) OF A STUDENT, THEN ALL THE APPLICATIONS SUBMITTED BY THE STUDENT WILL BE CONSIDERED AS DUPLICATE AND WILL BE REJECTED. **** AADHAR NUMBER PROVIDED BY YOU, WILL BE AUTHENTICATED BY UIDAI AND MAY BE USED FOR PAYMENT OF SCHOLARSHIP THROUGH AADHAR PAYMENT BRIDGE(AAPS). ***** FOR ANY QUERY/ GRIEVANCE/ RTI, PLEASE CONTACT SCHOLARSHIP MINI STRY/DEPARTMENT STATE. FROM ACADEMIC YEAR 2020-21, FEES OF THE STUDENTS WILL BE ENTERED DIRECTLY BY THE INSTITUTE </small>			

Print

Question 5: What is the last date for submitting applications online?

Answer 5: Opening and closing dates of portal is decided by DBT Mission and the same is available on National Scholarships Portal. Opening & closing dates are available on website of Ministry of Tribal Affairs.

Question 6: Students who are studying in 1st year can only submit Fresh application ?

Answer 6: Any student who have not received the scholarship earlier from the Ministry irrespective of the course year i.e., 1,2,3,4,5) can apply as Fresh .

Question 7: I am a Renewal student but while applying in NSP under Renewal category, I have clicked on “Withdraw your application button” by mistake then how can I again apply for Renewal?

Answer 7: Please note that if by mistake you click on the “Withdraw your application button”, in this case there is one REVOKE button in your login, you can click on that button and again you can apply in Renewal provided you have not applied as Fresh.

Renewal students are advised to apply only as renewal candidates, to facilitate early disbursement of the Scholarship amount.

Question 8: Which fields in the application form are mandatory?

Answer 8: Fields provided with red asterisk (*) mark are mandatory fields.

Question 9: Do I have to fill up the online application in one sitting?

Answer 9: No. You can fill up the online application in as many sittings as you wish, until you are satisfied that you have entered all fields correctly. The software provides facility to save your application at every stage.

Question 10: Is there any permanent ID? How will it be communicated to me?

Answer 10: Yes, an Application ID (Permanent ID) will be provided to the candidate once his/her Registration is done. It will be conveyed to candidates through SMS and e-mail. Students should memorize their Application ID as it will be required while applying for Fresh/renewal scholarship in future.

Question 11: How to I check the status of my application?

Answer 11: Student can check the status of Online Application by submitting his/her Permanent id and Date of Birth in the link “Check your Status”.

Question 12: What is the size of documents to be uploaded in the Scholarship Portal?

Answer 12: The format of the file should be .pdf and .jpeg and the size of each document should not exceed more than 200 KB. Please upload documents which are clearly visible.

Question 13: Do I need mobile number for applying for scholarship scheme through National Scholarship Portal?

Answer 13: Yes, mobile number is compulsory for applying for Scholarship Scheme through National Scholarship Portal and it should remain same throughout the tenure of the scholarship.

Question 14: Do I need an email ID for applying for scholarship?

Answer 14: Email ID is required at registration but, it is not compulsory. However, please note that a mobile number, registered in your name and in your possession, which is also integrated with your Aadhar number and bank account number (which should also be Aadhaar-linked) is compulsory for receiving communication such as OTP, registration ID, notifications on the award of scholarships, payments made etc. It is advised that you continue with this mobile number for the entire duration of the course of study that you are pursuing.

Question 15: Can I apply for more than one Scholarship Scheme?

Answer 15: A student cannot apply for more than one Scholarship.

Question 16: Do I have to fill Aadhaar Number mandatory?

Answer 16: Aadhaar No. is Mandatory for the Students in order to Register and fill-up the application form online. If at the time of initial registration in NSP, you do not have the Aadhaar Number, then you must apply for the same and indicate the Aadhar Enrolment Number on the Portal. NSP has the provision that at later stage you can give the Aadhaar Number, when you receive it.

Aadhaar Number could also be used for crediting scholarship amount in the bank account linked* to your Aadhaar number.

*To link your bank account with Aadhaar number for receiving scholarship, please visit your bank branch and submit a "bank consent form for receiving DBT". You can check which bank is linked to your Aadhaar number on NPCI mapper here <https://resident.uidai.gov.in/bank-mapper> or through Aadhaar-enabled micro-ATM machine of any of these banks.

Question 17: Do I have to give same Date of Birth ,My name, Gender in NSP application as mentioned in the Aadhar Card.

Answer 17: Yes, Please fill same Date of Birth ,your name and gender in NSP application form as mentioned on Aadhaar Card.

Question 18: How to view the scheme guidelines of National Fellowship and Scholarship for Higher Education of ST Students?

Answer 18:

- a. <https://tribal.nic.in/downloads/guidelines/Top-Class/GuidelinesFellowshipandScholarship2022.pdf>
- b. https://tribal.nic.in/downloads/guidelines/NFS/AmendmentGuidelinesNFS4highereducation4STstudents_7July2023.pdf

Question 19: How to overcome the problem of Login even after getting system generated Application ID and DOB as Password?

Answer 19: The “Forgot Application Id” option may be used and this problem can be overcome by using Search by Bank Account Number and Search by Mobile Number.

Question 20: What precautions should I take while entering the bank account details in NSP application form?

Answer 20: The student/applicant must ensure that the Bank Account details (A/c Number, IFSC Code) submitted is correct and account is in the name of the student. Also keep the account active (i.e. non-dormant) and functional till the completion of your course to receive scholarship amount. Any condition imposed on accounts by bank like seeding of AADHAAR, any limit on receiving credit in account etc., should be complied with so that the credit of the scholarship amount is not hampered.

Question 21: What is the reason if National Fellowship and Scholarship for Higher Education of ST Students Scheme is not coming in drop down list?

Answer 21: As per the inputs provided by the student, if these do not fit as per the Guidelines, then only National Fellowship and Scholarship for Higher Education of ST Students is not available in the drop-down list.

Question 22: If by mistake I have selected any Institute other than where I am studying, what should I do?

Answer 22: If by mistake a student/applicant has chosen an institute where he is not studying, then there are 2 stages i) If applicant selects some other Institute by mistake and application is finally submitted by the student at Institute level then applicant will have to approach to Institute which he/she has filled in the application and get their application marked defective from that Institute and then applicant can correct the name of the Institute, ii) If applicant selects some other Institute by mistake and if application is not finally submitted by the student at Institute level then student can change the Institute-name anytime.

Question 23: If I am applying for the first time (not received scholarship earlier from the Ministry) in NSP for scholarship which marks and percentage I have to enter?

Answer 23: Students who are applying first time (not received scholarship earlier from the Ministry) in NSP under Fresh category and have not received scholarship earlier from this Ministry under “National Fellowship and Scholarship for Higher Education of ST Students”, irrespective of course year (1, 2, 3, 4, 5), they have to enter 12th class aggregate marks and percentage if they are presently studying in Graduation level course and students who are presently studying in Post-Graduation level course have to enter their Graduation level aggregate marks and percentage. Please note marks should be in percentage and not in CGPA. If marks in CGPA kindly convert to percentage using conversion factor as per your institute norms.

Question 24: If in previous year I have received scholarship from this Ministry under the same scheme which marks and percentage should I have to enter in NSP application form?

Answer 24: You have to upload the semester/year's marksheet, which is immediately previous to your current semester/year of study and enter the marks/grades/results accordingly.

Question 25: Can I fill CGPA marks in NSP application form?

Answers 25: Please note marks should be in percentage and not in CGPA. If marks in CGPA kindly convert to percentage using conversion factor as per your institute norms.

Question 26: Do I have to upload all the documents which is being asked in NSP application form ?

Answer 26: Please note you have to mandatorily upload below documents in your application form:

a. Mandatory Documents:

i. Student Photograph

ii. Income Certificate: Fresh applicants should upload latest family Income certificate for the year 2022-23 (Issued for the period from 1st April 2022 to 31st March 2023). Income Certificate should be issued by a competent authority designated by the respective State/UT Government (**Certificate signed by Notary is not valid**).

iii. Community/Caste Certificate signed and stamped by Competent Authority (**Certificate signed by Notary is not valid**).

iv. Scanned Copy of the Passbook clearly showing the account number and name of the student

v. Scanned Copy of Marksheet of Last Academic Qualification: Upload Marksheet as per criteria mentioned below:

- If you are applying as **Fresh Student** (irrespective of course year i.e. 1, 2, 3, 4, 5) and if you have not received scholarship earlier from this Ministry and if you are applying for Graduate level course then **under Previous Class/Course Name** you should mention 12th. Also, under column "**Previous Passing Year**" you should mention the Year of their Previous course like 12th and upload your 12th class aggregate marksheet. If You are applying as **Renewal Student** with previous year application id then you have to upload previous year/semester course Marksheet attested by the Institute (in which you are presently studying)
- If you are applying as **Fresh Student** (irrespective of course year i.e. 1, 2, 3, 4, 5) and if you have not received scholarship earlier from this Ministry and if you are applying for Post-Graduation level course then **under Previous Class/Course**

Name you should mention Graduate. Also, under column “**Previous Passing Year**” you should mention the Year of your Previous course as Graduate and upload your Graduate level aggregate marksheet. If You are applying as **Renewal Student** with previous year application id then you have to upload previous year/semester course Marksheet attested by the Institute (in which you are presently studying)

vi. Bonafide Student of the institution (as per the format given by NSP in application form)

vii. **PVTG (Particularly Vulnerable Tribe Group):** PVTG (Particularly Vulnerable Tribe

Group) Certificate (this document is Mandatory if student falls under this category) : If student comes under PVTG category (as per the PVTG list available on Ministry of Tribal Affairs Website then student have to upload this document mandatory.

Question 27: For every year while applying in NSP should I have to upload Income Certificate signed by Competent Authority?

Answer 27: For the first year the Income certificate should have been issued by the competent authority. For Renewal students Income certificate is not called for.

Question 28: If in 1st year when I have applied and received scholarship, my parental annual family income is less then 6 lakhs. But in 2nd year parental annual family income increase. Am I eligible for scholarship now?

Answer 28: Yes, you are eligible.

Question 29: If I am living outside the hostel premises or in rented accommodation, will am I eligible to receiving Stipend?

Answer 29: Stipend will be paid to all students irrespective of hostellers or Day Scholars.

Question 30: If I have not applied in NSP 2022-23 for 2022-23 scholarship can I apply in NSP 2023-24 for 2022-23 scholarship?

Answer 30: The student can fill the form to avail the scholarship for 2023-24 only and not for any previous year.

Question 31: How many students are eligible to receive scholarship during 2023-24?

Answer 31: All eligible students who have taken admission on merit to the identified premier institutes, and are verified by Institute and Ministry as per the norms of the scheme are eligible to receive scholarship. There is no Institute- wise/ State wise/ stream wise ceiling of slots. However, students admitted in Management quota in a private Institute will not be entitled to scholarship.

Question 32: Can I change my Institute?

Answer 32: Change of the Institution is permissible if student changes the Institute after 1 year of his/her course and not after subsequent year. For example, change from IIIT to NIT may be permissible but the scholarship would be eligible only for remaining period. Also subject to the condition that in total only four years' or upto course duration, scholarship will be given and that one-time assistance for laptop, if already availed, will not be repeated.

Question 33 : If in AY 2022-23, I have not finally submitted the application, can I apply in NSP for AY 2023-24 with old application id.

Answer 33 : If last year 2022-23 you have not finally submitted your application then in AY 2023-24 you have to register again as Fresh in NSP with new application id. Old Application id of 2022-23 is already deactivated by NSP.

VERIFICATION PROCESS BY INSTITUTE / MINISTRY

Question 1: If my application has been marked by my Institute / Ministry in Defective mode then how again I have to submit my application at Institute / Ministry level?

Answer 1: Please note as under:

- i. If your application has been marked in Defective mode by your Institute, then your application is available at your level, you have to do the necessary updation in your application form and click on SUBMIT Button and application will go online at your Institute level for verification. After verification of application done by your institute, application comes at Ministry level for final verification.
- ii. If your application is marked in Defective mode by Ministry, then your application is available at your level, you have to do the necessary updation in your application form and click on the SUBMIT Button and application will go online at your Institute level. After verification of application done by your institute, application comes at Ministry level for final verification.

Question 2: How do I know the deadline for verification of application at Institute/Ministry level?

Answer 2: Deadline of verification of application at Institute/Ministry level is available on the NSP portal. Ministry communicates the same to your institute and you can check from your institute also.

SELECTION PROCESS

Question 1: What is the slot for Fresh scholarship every year?

Answer 1: All eligible students who have taken admission on merit to the identified premier institutes, and are verified by Institute and Ministry as per the norms of the scheme are eligible to receive scholarship. There is no Institute- wise/ State wise/ stream wise ceiling of number of slots. However, students admitted in Management quota in a private Institute will not be entitled to scholarship.

PAYMENT PROCESS ISSUES (Bank Account details)

Question 1: My registered bank account (in NSP) is closed by me due to some reasons; I want to change my Bank account details So please give me option to change in Bank details.

Answer 1: NSP will give the chance for Bank Account updation when NSP will do account validation at the time of payment. If any discrepancy is found by NSP in your bank account details, then NSP will give only one option in your NSP application login to update the bank account details and even after that your payment got failed then no other chance will be given to you to make the correction.

Question 2: If I have done mistake in entering some bank account details in my application form in NSP, do updation of account details option is available in application form?

Answer 2: The student / applicant shall note that NSP provides only one chance for updating bank account details if payment failed (only in case when bank accounts details are not validated by PFMS). Applicants should be cautious to exercise this option, failing which the application will not be considered for scholarship.

IMP NOTE : From 2023-24, Aadhar based payments will be made by NSP so your account should be Aadhar seeded / linked.

FINANACIAL ASSISTANCE

Question 1: What is Financial Assistance provided by the Ministry under “National Fellowship and Scholarship for Higher Education” (Top Class Scholarship Scheme)?

Answer 1: Please find below the Financial Assistance details provided by Ministry of Tribal Affairs under “National Fellowship and Scholarship for Higher Education (Top Class Scholarship Scheme)”:

Sr. No.	Component	Details	Remarks
1.	Tuition Fees and Admission fee	Full Admission fee, tuition fee and other non-refundable dues in respect of Government/Government-funded Institutes.	There will be a ceiling of Rs.2.50 lakhs per annum per student for private sector Institutes.
2.	Books & Stationery	@ Rs.5000/- per annum	per annum per student without bills/vouchers.
3.	Stipend	@ Rs.3000/-per month	-
4.	Computer & Accessories	Rs.45000/- (One time assistance during the course tenure)	Computer & accessories may be Desktop/Laptop etc. (Without bills/vouchers)

Question 3: If I have received the computer charges earlier from the Ministry am I eligible to receive the same in next year if I have lost my computer?

Answer 3: No, Computer allowance is a one-time payment.

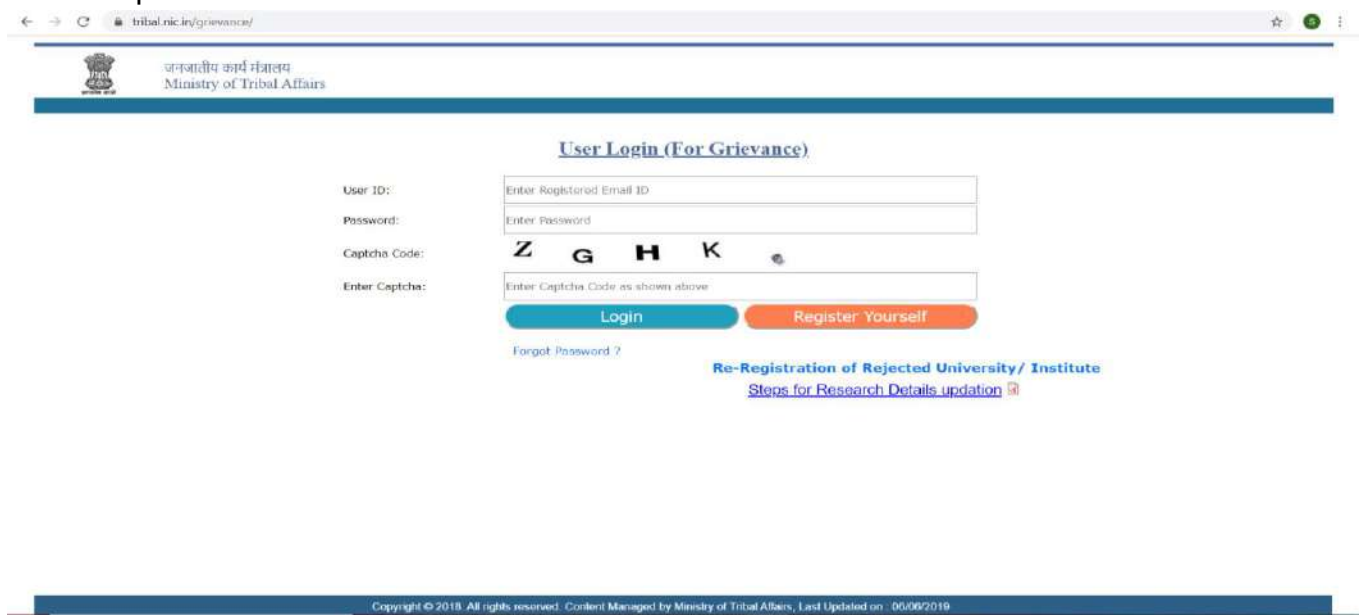
HANDLING GRIEVANCES (Technical Issues OF NSP)

Question 1: If we are facing any technical issue in filling the application form in NSP or any other issue where we can contact?

Answer 1: Students who are receiving scholarship from this Ministry can send the grievance of in the Grievance portal of Ministry of Tribal Affairs (tribal.nic.in/grievance) and steps to register on grievance portal as given below. You can call to Scholarship Division of this Ministry: 011-23345179 (This number is only to give solution pertaining to “National Fellowship and Scholarship for Higher Education of ST Students Scheme (earlier known as Top Class Scholarship)”)”

Step -1: Open URL of Grievance-

URL: -<https://tribal.nic.in/Grievance/>



The screenshot shows the web browser address bar with the URL tribal.nic.in/grievance/. The page header includes the Ministry of Tribal Affairs logo and name in Hindi and English. The main heading is "User Login (For Grievance)". The login form contains the following fields and buttons:

- User ID: Enter Registered Email ID
- Password: Enter Password
- Captcha Code: Z G H K
- Enter Captcha: Enter Captcha Code as shown above
- Buttons: Login (blue), Register Yourself (orange)
- Link: [Forgot Password ?](#)
- Link: [Re-Registration of Rejected University/ Institute](#)
- Link: [Steps for Research Details updation](#)

At the bottom of the page, there is a footer: "Copyright © 2018. All rights reserved. Content Managed by Ministry of Tribal Affairs, Last Updated on: 06/06/2019".

Step -2: Register Yourself with proper information [for new user only]

- Click “**Register Yourself**” button to get registration. It will open Registration Form for Student.
- On Registration Form, select “**Student**” and “**Top Class**” option and fill all required information.

tribal.nic.in/Grievance/GrievanceRegistrationForm.aspx

जनजातीय कार्य मंत्रालय
Ministry of Tribal Affairs

[Back to Login](#)

Students/ Universities Registration For Grievance

Student University/ Institute
 National Fellowship Top Class

Scholarship*:

Awardee No/ Application ID*:

Contact Person Name*:

Mobile Number*:

Alternate Mobile Number (Optional):

Email ID*:

Set Password*:

Retype Password*:

Captcha Code:

Enter Captcha Code*:

Enter Awardee No (for NFS)/ Application ID (for TDP Class)

Enter Contact Person Name

Enter 10 digit Mobile No.

Enter 10 digit Mobile No.

Enter active Email ID

Create New Password

Re-enter Your Password

N Z 4 8

Enter Captcha Code

[Register](#)

Copyright © 2018. All rights reserved. Content Managed by Ministry of Tribal Affairs. Last Updated on: 06/06/2019

Note: - Your given email id is your USER ID for Login in Grievance.

Step -3: - Login [for registered user only]

tribal.nic.in/Grievance/GrievanceLogin.aspx

जनजातीय कार्य मंत्रालय
Ministry of Tribal Affairs

User Login (For Grievance)

User ID:

Password:

Captcha Code:

Enter Captcha:

Enter Registered Email ID

Enter Password

G J 5 6

Enter Captcha Code as shown above

[Login](#) [Register Yourself](#)

Forgot Password ?

[Re-Registration of Rejected University/ Institute](#)
[Steps for Research Details updation](#)

Copyright © 2018. All rights reserved. Content Managed by Ministry of Tribal Affairs. Last Updated on: 06/06/2019

- After successful registration, you can login with your given EMAIL ID and PASSWORD.
- Once you get login, you can send your Query/ Grievance and you will see the response of Query/ Grievance also after login.